

Amended: 3/30/07

**TYPE IIB - STEEL FRAME MODULARS**

	Purchase Price/Unit	Lease Price Per Month
24' x 36' Standard Classroom		
Without restroom	\$ 43,619	\$ 665
With restroom	\$ 46,994	\$ 709
24' x 36' Single Slope/Side Stacking Classroom		
Without restroom	\$ 47,183	\$ 712
With restroom	\$ 50,558	\$ 755
24' x 36' Non-instructional Unit		
With two restrooms	\$ 54,719	\$ 770
Without restroom	\$ 50,669	\$ 718
24' x 40' Classroom		
With restroom	\$ 65,286	\$ 946
Without restroom	\$ 62,586	\$ 911
24' x 60' Classroom Buildings	\$ 82,179	\$ 1,165
With 2 restrooms		

**Type IIB - STEEL FRAME - GROUP RESTROOM BUILDINGS**


12' x 30'	\$ 46,934	\$ 900
12' x 42'	\$ 68,880	\$ 1,225
24' x 36'	\$ 106,646	\$ 1,917
24' x 40'	\$ 135,317	\$ 2,405

**Type IIB - STEEL FRAME - MULTIPURPOSE BUILDINGS**

Approximately 2000 square feet	\$ 114,261	\$ 2,047
Approximately 3000 square feet	\$ 267,300	\$ 4,654
Restrooms (additional amount per restroom)	\$ 3,645	\$ 76

**Type IIB - STEEL FRAME MULTIPLEX CLASSROOM BUILDINGS**

28' X 68' Outside Units w/o restrooms	\$ 97,239	\$ 1,857
28' X 68' Outside Units with individual restrooms	\$ 105,339	\$ 1,995
28' X 68' Center Units w/o restrooms	\$ 90,465	\$ 1,741
28' X 68' Center Units with individual restrooms	\$ 98,565	\$ 1,879
28' X 68' Center Units with group restroom	\$ 158,842	\$ 2,906



**ALTERNATIVE TYPE IIB CAMPUS MAKER HYBRID BUILDING PRODUCTS:**

<b>Classrooms</b>	<b>Purchase Price/Unit</b>	<b>Lease Price Per Month</b>
24' x 36' Classroom (130C MPH)		
Without restroom	\$ 55,836	\$ 824
With restroom	\$ 59,158	\$ 867
24' x 36' Classroom (140C MPH)		
Without restroom	\$ 56,586	\$ 854
With restroom	\$ 59,908	\$ 897
24' x 36' Classroom (150C MPH)		
Without restroom	\$ 105,447	\$ 1,997
With restroom	\$ 111,185	\$ 2,094
<b>Multipurpose Buildings</b>		
36' x 36' Multipurpose Building	\$ 82,661	\$ 1,714
With 1 restroom	\$ 86,171	\$ 1,790
With 2 restrooms	\$ 89,681	\$ 1,866
48' x 36' Multipurpose Building	\$ 105,962	\$ 2,198
With 1 restroom	\$ 109,472	\$ 2,273
With 2 restrooms	\$ 112,982	\$ 2,349
<b>Restroom Buildings</b>		
12' x 36' Men's/Women's restroom building 4 Male/4 Female	\$ 56,380	\$ 1,169
12' x 36' Men's restroom building 6 Male/1 Staff	\$ 56,380	\$ 1,169
12' x 36' Women's restroom building 6 Female/1 Staff	\$ 60,430	\$ 1,253

**Two-Story Campus Maker (150C MPH)**

Due to number of building options, these prices will be negotiated at time of order.

**OTHER PRODUCTS:**

**Stairs, Ramps, Awnings & Covered Walkways**

Aluminum Ramps	\$ 5,735	\$ 250
Aluminum Stair	\$ 1,893	\$ 90
Aluminum Awning	\$ 775	\$ 40
Hybrid Awning	\$ 225	\$ 15

Modular Covered Walkways (rental price) \$ .35/square foot of covered area/month  
Modular 5' x 5' covered door canopy/walkway (rental price) \$21.50/month/unit

*WBF*

**DELIVERY, INSTALLATION, DISMANTLE, & RETURN COST**

**24' x 36' Type IIB Steel Frame:**

Delivery within 75 miles of manufacturer	\$600/floor
Delivery in excess of 75 miles from manufacturer	\$600/floor + \$4.50/mile/floor
Installation	\$2,500
Dismantle	\$2,350
Return Freight	Same as Delivery Costs

**24' x 36' Type IIB Steel Frame (Single Slope):**

Delivery within 75 miles of manufacturer	\$600/floor
Delivery in excess of 75 miles from manufacturer	\$600/floor + \$4.50/mile/floor
Installation	\$2,500
Dismantle	\$2,350
Return Freight	Same as Delivery Costs

**24' x 40' Type IIB Steel Frame:**

Delivery within 75 miles of manufacturer	\$600/floor
Delivery in excess of 75 miles from manufacturer	\$600/floor + \$4.50/mile/floor
Installation	\$2,950
Dismantle	\$2,700
Return Freight	Same as Delivery Costs

**24' x 60' Type IIB Steel Frame:**

Delivery within 75 miles of manufacturer	\$600/floor
Delivery in excess of 75 miles from manufacturer	\$600/floor + \$4.50/mile/floor
Installation	\$4,200
Dismantle	\$3,700
Return Freight	Same as Delivery Costs

**12' x 30' Steel Frame Restroom Building:**


Delivery within 75 miles of manufacturer	\$600/floor
Delivery in excess of 75 miles from manufacturer	\$600/floor + \$4.50/mile/floor
Installation	\$1,500
Dismantle	\$1,250
Return Freight	Same as Delivery Costs

**12' x 42' Steel Frame Restroom Building:**

Delivery within 75 miles of manufacturer	\$600/floor
Delivery in excess of 75 miles from manufacturer	\$600/floor + \$4.50/mile/floor
Installation	\$1,800
Dismantle	\$1,550
Return Freight	Same as Delivery Costs

**24' x 36' Steel Frame Restroom Building:**

Delivery within 75 miles of manufacturer	\$600/floor
Delivery in excess of 75 miles from manufacturer	\$600/floor + \$4.50/mile/floor
Installation	\$2,500
Dismantle	\$2,250
Return Freight	Same as Delivery Costs



**24' x 40' Steel Frame Restroom Building:**

Delivery within 75 miles of manufacturer	\$600/floor
Delivery in excess of 75 miles from manufacturer	\$600/floor + \$4.50/mile/floor
Installation	\$2,950
Dismantle	\$2,700
Return Freight	Same as Delivery Costs

**DELIVERY, INSTALLATION, DISMANTLE, & RETURN COST (continued)**

**Type IIB - STEEL FRAME - MULTIPURPOSE BUILDINGS**

Approximately 2000 square feet building:

Delivery within 75 miles of manufacturer	\$600/floor
Delivery in excess of 75 miles from manufacturer	\$600/floor + \$4.50/mile/floor
Installation	\$1,900/floor
Dismantle	\$1,500/floor
Return Freight	Same as Delivery Costs

Approximately 3000 square feet building:

Delivery within 75 miles of manufacturer	\$900/floor
Delivery in excess of 75 miles from manufacturer	\$900/floor + \$6.50/mile/floor
Installation	\$12,000
Dismantle	\$11,000
Return Freight	Same as Delivery Costs

**Type IIB - STEEL FRAME MULTIPLEX CLASSROOM BUILDINGS**

Delivery within 75 miles of manufacturer	\$900/floor
Delivery in excess of 75 miles from manufacturer	\$900/floor + \$6.00/mile/floor
Installation	\$4,000/floor
Dismantle	\$4,000/floor
Return Freight	Same as Delivery Costs

**Alternative Type IIB - "Campus Maker/HYBRID" 130C MPH & 140C MPH Classrooms**


Delivery within 50 miles of manufacturer	\$700/floor
Delivery in excess of 50 miles from manufacturer	\$700/floor + \$5.00/mile/floor
Installation	\$2,600
Dismantle	\$2,350
Return Freight	Same as Delivery Costs

**Alternative Type IIB - "Campus Maker/HYBRID" - 150C MPH Classrooms**

Delivery	\$15/mile/floor
On-Site Crane	\$5,400
Installation	\$3,800
Dismantle	\$3500 plus \$5,400 for crane
Return Freight	Same as Delivery Costs

**Alternative Type IIB - "Campus Maker/HYBRID" - 150 mph Two Story Building**

Price to be negotiated at time of order



**DELIVERY, INSTALLATION, DISMANTLE, & RETURN COST (continued)**

**Alternative Type IIB - 36' x 36' "Campus Maker/HYBRID"**

Delivery within 50 miles of manufacturer	\$700/floor
Delivery in excess of 50 miles from manufacturer	\$700/floor + \$5.00/mile/floor
Installation	\$4,100
Dismantle	\$3,700
Return Freight	Same as Delivery Costs

**Alternative Type IIB - 48' x 36' "Campus Maker/HYBRID"**

Delivery	\$700/floor
Delivery in excess of 50 miles from manufacturer	\$700/floor + \$5.00/mile/floor
Installation	\$5,600
Dismantle	\$5,100
Return Freight	Same as Delivery Costs

**Alternative Type IIB - 12' x 36' "Campus Maker/HYBRID" Restroom Buildings**

Delivery	\$700/floor
Delivery in excess of 50 miles from manufacturer	\$700/floor + \$5.00/mile/floor
Installation	\$1,400
Dismantle	\$1,200
Return Freight	Same as Delivery Costs

**OTHER PRODUCTS:**


**Stairs, Ramps & Awnings**

**Aluminum Products:**

Delivery (stairs, ramps & awnings in same shipment)	\$155/set
Ramp installation	\$628 each
Stair installation	\$223 each
Awning installation	\$337 each
Ramp dismantle	\$567 each
Stair dismantle	\$202 each
Awning dismantle	\$296 each
Return Freight (stairs, ramps & awnings in same shipment)	\$155/set

Hybrid Awning (panel style)	\$175 each
-----------------------------	------------

Modular Covered Walkways (delivery & installation)	\$1.40/square foot
Modular Covered Walkways (dismantle & return)	\$.75/square foot
Modular 5' x 5' covered door canopy/walkway (delivery & installation)	\$ 84
Modular 5' x 5' covered door canopy/walkway (dismantle and return)	\$ 63



**OPTIONS FOR ADDITIONAL PRODUCTS AND SERVICES:**

- 1 Impact rated windows and doors may be added to any building.  
The price will be determined at time of order based on the number of windows and doors to be changed.
- 2 Buildings may be upgraded to meet higher wind load requirements. Prices will be determined at time of order.
- 3 Lease purchase options are available. Actual costs are based on amount of purchase and interest rates available at time of closing.
- 4 Discounts may be applied for multiple building orders.
- 5 General Contracting services may be provided as needed. Costs will be negotiated based on scope of work to be provided.
- 6 Building sizes not specifically listed above may be provided at a cost that will be negotiated at time of order.
- 7 Type IV, V & VI Category buildings may also be purchased or rented from this bid document with prices being negotiated based on the style and type of building required.
- 8 As provided in the original bid document, additional services and products may be provided on a negotiated basis.

Accepted by Suwannee County School District

Date: 3/30/07

By: Walter Boatright, Jr.  
Walter Boatright, Jr.  
Superintendent